

# FLEX-AUGER®

## Feed Delivery Systems and Accessories



Let's grow together.



### The Reliable Original


*Often imitated, but never equaled!*

- Chore-Time invented the FLEX-AUGER® Coreless Auger Feed Delivery System in 1961. In the years since then, Chore-Time's FLEX-AUGER System has proven to be the most reliable and best system ever devised to deliver feed.
- Feed conveying capacities from 50 to 250 pounds (20 to 110 kg) per minute.

## FLEX-AUGER® System Components and Accessories Are Designed for Convenience and Worry-Free Performance



Available in five capacities, Chore-Time's FLEX-AUGER® System features a high-tensile strength spring-like steel auger and specially-compounded ultraviolet- and wear-resistant PVC tubing.



Curved PVC elbows permit Chore-Time's FLEX-AUGER® to move feed up, down, or around corners. Thicker PVC at the bottom of the curved tubing provides a long-lasting wear area.

Highly energy-efficient, extremely long-wearing and trouble-free – that's how FLEX-AUGER® Systems are known around the world.

- Helps optimize feed conversion by keeping feed fresh and reducing waste.
- Choice of conveying rates for a wide variety of feeding applications.
- Fully enclosed system distributes feed accurately and economically.
- Moves feed up, down, on-the-level, or around corners.
- Low power requirements and low maintenance costs.
- System is easily installed in minimal space.
- Designed to be highly energy-efficient, long-wearing and trouble-free.
- 10-year prorated warranty. (See Chore-Time's full written warranty for complete details.)
- Automatic controls and scales are also available.

## FLEX-AUGER® Accessories Are Made to Work. Built to Last.®



The power unit features a unique, proven gearhead. The control unit includes a red translucent polycarbonate body and a nearly-clear, side-draw polypropylene funnel.

Plastic outlet drop is easy to install with several mounting options.



Upper boot transitions are available in clear or translucent red polycarbonate for easy feed visibility. 30-degree upper boot transitions are also available.



Chore-Time's Feed Scale is a diagnostic tool to help measure bird performance based on eating rates and habits.





## FLEX-AUGER® System Specifications

Let's grow together.


	Model 75	Model HMC	Model 90 (Standard)	Model 90 (High Speed)	Model 90 (High Speed)	Model 108 (Standard)	Model 108 (High Speed)
Feed Delivery Rate per Minute*	50 pounds (20 kg)	50 pounds (20 kg)	100 pounds (45 kg)	120 pounds (55 kg)	170 pounds (75 kg)	220 pounds (100 kg)	250 pounds (110 kg)
Power Unit RPM	348	348	348	425 (60 Hz only)	584	348	425 (60 Hz only)
Outside Diameter of Tube	3 inches (75 mm)	3.5 inches (90 mm)	3.5 inches (90 mm)	3.5 inches (90 mm)	3.5 inches (90 mm)	Steel – 4.25 inches (108 mm) PVC – 4.5 inches (115 mm)	Steel – 4.25 inches (108 mm) PVC – 4.5 inches (115 mm)
Corner Radius	5 feet (1.5 meters)	5 feet (1.5 meters)	5 feet (1.5 meters)	5 feet (1.5 meters)	5 feet (1.5 meters)	5 feet (1.5 meters)	5 feet (1.5 meters)
Recommended Motor at Maximum Length	1 HP	1 HP	1 HP	1 HP	1.5 HP	1.5 HP	2 HP
Maximum Length	200 feet (60 m)	150 feet (45 m)	150 feet (45 m)	120 feet (35 m)	120 feet (35 m)	150 feet (45 m)	150 feet (45 m)
Standard Extension**	245 feet (75 m)	185 feet (55 m)	185 feet (55 m)	150 feet (45 m)	N/A	185 feet (55 m)	185 feet (55 m)
Typical Applications	Broiler and turkey production or hog grow and finish houses	Dairy cattle feeding or large particle feeds	Broiler, breeder, turkey or layer houses; or large hog buildings	Broiler, breeder, turkey or layer houses; or large hog buildings	Broiler breeder houses only	Broiler, breeder or layer houses; bin filling, grain moving or stationary mills	Breeder or layer houses; bin filling, grain moving or stationary mills

\*Feed delivery rate calculated at standard 40 pounds of feed per cubic foot (640 kg per cubic meter).

\*\*Standard extensions use extension boot at motor end of first auger, plus additional tube, auger and motor.

NOTE: Where extra feed storage or dual rations are required, use Chore-Time's straight-through tandem system, or 30-degree two-motor tandem system. Tandem systems are available for Models 75, 90, HMC, and 108. For each straight-through tandem system (Model 75, HMC, 90 and 108), decrease maximum line length for each power unit by 50 feet (15 m). For Model 90 three-bin, straight-through systems, line length should also be decreased by 50 feet (15 m). FLEX-AUGER® Model 55 also available.

## Chore-Time's mechanical and electronic switches provide reliable feed sensing.



The mechanical Hopper Level Control (a) is used to maintain the feed level in the hoppers for continuous feed supply. The electronic SENSOR PLUS™ Hopper Level Control (b) and SENSOR PLUS™ Drop Tube Switch (c) include a heater for greater switch reliability and adjust automatically to changes in feed type. A built-in programmable delay prevents short-cycling.

## Chore-Time offers a variety of accurate, reliable, easy-to-use controls from more advanced multi-function units to basic, single-function controls.



Chore-Time's AGRI-TIME® 4-Channel Time Clock can control up to eight events (feedings, waterings, etc.) with a start time and a run time for each.



Chore-Time's Auger Timer can be used to prevent the auger system from running longer than a pre-set time between three and 100 minutes. The timer prevents the system from running empty for long periods of time. For added protection, the system requires a manual re-set after activation.

## Feed Bin Boot Slide Actuators for Straight-Out or 30-Degree Boots

Chore-Time's Boot Slide Actuator Systems help producers coordinate the use of feed stored in pairs of feed bins so that birds don't miss a feeding. Whether you choose an automatic or a manual boot slide actuator, you get easy operation, a reliable design, and simple, trouble-free operation.



*Automatic Boot Slide Actuator System*

**Chore-Time's Automatic Boot Slide Actuator System** is designed to aid producers in managing feed storage on either a single straight-through or twin straight-through tandem feed bin system.


- The operator uses the system's control panel to designate which feed bin will empty first.
- After that bin has emptied, the system's control panel automatically opens the boot shut-off slide on the second feed bin while closing the boot slide on the empty bin.
- On a twin straight-through tandem bin system, two controls are used to operate the four boot slides involved.
- The control panel's indicator lights show the position of each boot slide.

**FLEX-AUGER®**  
Powered Slide Control



**The Manual Boot Slide Actuator** from Chore-Time helps producers easily open and close the feed bin boot slide without having to physically crawl under, around, or through the feed bin's leg and hopper support bracing system.

- Telescoping handle extends from 5 to 8 feet (1.5 to 2.5 m) to allow the actuator to be operated from outside the feed bin's leg and brace area.
- Easy-to-operate rack and pinion design quickly opens or closes boot slides in just over two turns.
- Opener can be installed for either right- or left-hand operation.
- Single and twin-boot versions available.



*Manual Boot Slide Actuator*  
(Note: Handle has been shortened for photo purposes.)



**Let's grow together.**



A DIVISION OF CTB, INC.  
A BERKSHIRE HATHAWAY COMPANY

USA

+1.574.658.4101

choretime@choretime.com

Netherlands

+31 (0)77-3241070

info@choretime.nl

Poland

+48 (0)61-8197060

info@choretime.pl

Visit our web site to find your independent authorized Chore-Time distributor.

**[www.choretime.com](http://www.choretime.com)**

**Complete Production Equipment for Broilers, Breeders, Turkeys and Eggs**